



The Yeholot (Abilities) Association - Established by the Rashi Foundation,
in Partnership with the Ministry of Education and the Rosalinde And Arthur
Gilbert Foundation

**A Status Survey of Vocation and Academic Studies
of the Tafnit for Matriculation Program - Last Hurdle Subject
graduates who participated in the program during 11th or 12th
grade throughout 2007-2011,
in Southern high schools in which the program was operated
in partnership with the Rosalinde And Arthur Gilbert Foundation**

Table of Contents	Page
Part A: Introduction- Goal, Population and Method	
A.1. Goals of the Survey.....	3
A.2. Population.....	3
A.3. Collecting and Examining Information.....	4
Part B: Main Findings.....	5
Part C: Findings of All Participants throughout 2007-2011	
C.1. Program Participants' Rate of Success in Matriculation Exams.....	7
C.2. Gilbert Foundation Joint Project 2007-2011 Participants' Current Vocation Status.....	7
C.3. Gilbert Foundation Joint Project 2007-2011 Jewish Participants' Vocation Status.....	8
C.4. Gilbert Foundation Joint Project 2007-2011 Bedouin Participants' Vocation Status.....	8
C.5. Rate of Gilbert Foundation Joint Project 2007-2011 Participants who are in the Process of Acceptance, or are Studying or have Completed Degree/Certificate Studies in the Academic Studies <u>According to Year of Participation</u>	10
C.6. Rate of Gilbert Foundation Joint Project 2007-2011 Participants' who are Studying or have Completed Degree/Certificate Academic Studies <u>According to Year of Participation</u>	10
Part D: Findings about All Participants' Vocation Status according to Year of Participation	
D.1. The 2007 Program Participants' Current Status (completed 12 th grade 3.5-4.5 years ago).....	11
D.2. The 2008 Program Participants' Current Status (completed 12 th grade 2.5-3.5 years ago).....	13
D.3. The 2009 Program Participants' Current Status (completed 12 th grade 1.5-2.5 years ago).....	15
D.4. The 2010 Program Participants' Current Status (completed 12 th grade 1.5-0.5 years ago).....	17
D.5. The 2011 Program Participants' Current Status (completed 12 th grade 0.5 years ago or are still studying).....	19
Attachments	
<u>1st Attachment-</u> The Gilbert Foundation Joint Tafnit for Matriculation Program (Last Hurdle subject) Participants during 2007-2011, in Academic Studies, February 2012.....	21
<u>2nd Attachment-</u> The Gilbert Foundation Joint Tafnit for Matriculation Program (Last Hurdle subject) Participants during 2007-2011, in the Academic Acceptance Process, February 2012.....	25

Part A: Introduction - Goal, Population and Method

The Tafnit for Matriculation Program - Last Hurdle Subject, is one of the Yeholot Association's programs (established by the Rashi Foundation). The program accepts 11th and/or 12th graders, who according to the schools, will fail in one (up to two) matriculation subjects (or have already failed in that subject's matriculation exam). This subject constitutes a Last Hurdle towards reaching a matriculation certificate for these students. With the goal of helping the students achieve a matriculation certificate at the end of 12th grade in mind, the program operates and helps students succeed in their Last Hurdle subject exam. The students are located through the schools' dynamic mapping method, prior to the program. The program's staff, which is consisted of teachers in the schools in which the program operates, activate the Yeholot Association's enhanced learning method, after receiving training and pedagogical support from the program experts.

The Method's activation, provides a response to two main independent variables which explain the schools' failure (variables from inside and outside the school): Changing the students' perception and awareness of their abilities and enhanced learning due to the need to close gaps. It includes guidelines and activity elements such as:

- * Very challenging objectives that are time limited
- * Leader and leadership
- * Holistic motivational processes before and during the process
- * Decisiveness and result-oriented thinking
- * Change as a norm
- * Breaking routine
- * Changing the surroundings
- * Addressing emotional needs
- * Team work
- * Continuous supervision over every students' results
- * Hourly detailed learning plan
- * Chain of academic successes
- * Dynamic mapping
- * Multiple success opportunities
- * Less is more - focusing on a small number of subjects
- * Parent partnership
- * Activities in the evening activity and some outside of school and more.

The Gilbert Foundation has been an important partner in the Tafnit for Matriculation Program (Last Hurdle subject), since 2004 in dozens of Southern schools, with over 1,500 high school students participating, between the years 2004-2011.

A.1. The Goal of the Survey:

The current survey, which is presented to the Gilbert Foundation following their request, presents vocation and academic studies supervision and examination results of the program participants who completed 12th grade. This report follows a report that was published in 2009 which examined the status of the students throughout the years 2004-2007.

A.2. Population:

This survey will refer to the Tafnit for Matriculation Program (Last Hurdle subject), participants from Southern schools during 2007-2011, up to four and half years since completing 12th grade, in accordance with survey findings from January-February 2012.

From among the 1,074 students who participated in the Tafnit for Matriculation Program (Last Hurdle subject), in partnership with the Gilbert Foundation, we surveyed 950 (88.5%). The results will refer to the survey participants.

Table 1 - Schools and Students in the Tafnit for Matriculation Program (Last Hurdle subject), in partnership with the Gilbert Foundation, during 2007-2011 and the Number of Survey Participants.

Year	Towns	Schools	Participating Students	Surveyed Students	% Surveyed
2007	6	11	225	184	81.7%
2008	4	10	205	173	84.4%
2009	5	10	222	199	89.6%
2010	7	11	222	201	90.5%
2011	6	10	200	193	96.5%
Total			1,074	950	88.5%

A.3. Collecting and Examining Information

- a. We collected and coordinated details of the towns, schools and students who participated in the program during 2007-2011.
- b. We created an objective questionnaire that included specific questions about vocation status / academic studies.
- c. We conducted a telephone survey with the Tafnit for Matriculation Program (Last Hurdle subject) participants from 2007-2011. The survey took place throughout February 2012, during which all of the survey participants were required to answer the questionnaire by telephone. Their answers constitute the basic data that we processed for this report.
- d. The data collected from 582 Bedouin participants was collected by the program coordinators who work with the Bedouin schools. They interviewed the participants directly. In addition, they used information given by the school principals and teachers who have continuous contact with the students and are involved in their lives even after the program completion.
- e. The participants' vocation or academic status was sorted according to the following status definition:
 1. **Still in high school:** participants who were still in 12th grade while answering the survey.
 2. **Before IDF service:** participants who had a few weeks until their IDF enlistment when answering the survey.
 3. **Volunteering in National/Civil service:** participants who were volunteering for their National/Civil service when answering the survey.
 4. **Serving in the IDF:** participants serving their IDF service when answering the survey.
 5. **During their academic/pre-academic studies:** participants who were studying (university/college) for a degree or in a pre-academic school to improve matriculation/psychometric exams, when answering the survey.
 6. **Completed degree or certificate studies:** participants who completed their academic studies when answering the survey (university/college).
 7. **Academics before IDF service:** participants who completed certificate studies and were serving their IDF service when answering the survey.
 8. **Academic acceptance process:** participants who had submitted their academic candidacy (university/college) and were waiting for a response when answering the survey.
 9. **On holiday/at home:** participants who were on holiday or were neither working nor studying when answering the survey.
 10. **Working:** participants who were working when answering the survey.

Part B: Main Findings:

B.1. Approximately 95% of the 1,074 participants in the Tafnit for Matriculation Program (Last Hurdle subject), in partnership with the Gilbert Foundation, succeeded in their Last Hurdle subject matriculation exam.

B.2. 34.5% of the survey participants who took part in the Tafnit for Matriculation Program (Last Hurdle subject), in partnership with the Gilbert Foundation during 2007-2011 (some of the participants are still in the 12th grade and some completed 12th grade up to 4.5 years ago), reported that they are studying academic studies or have completed their degree/certificate studies or are in their acceptance process.

B.3. 28.4% of the survey participants who took part in the Tafnit for Matriculation Program (Last Hurdle subject), in partnership with the Gilbert Foundation during 2007-2011 (some of the participants are still in the 12th grade and some completed 12th grade up to 4.5 years ago), reported that they are studying academic studies or have completed their degree/certificate studies.

B.4. 44.8% of the survey participants who took part in the Joint project with the Gilbert Foundation during 2007 (3.5-4.5 years since completing 12th grade) reported that are studying academic studies or have completed their degree/certificate studies or are in their acceptance process.

Main Findings relating to the Jewish Participants

B.5. 12.0% of the survey's Jewish participants who took part in the Tafnit for Matriculation Program (Last Hurdle subject), in partnership with the Gilbert Foundation during 2007-2011 (some of the participants are still in the 12th grade and some completed 12th grade up to 4.5 years ago), reported that they are studying in academic studies or have completed their degree/certificate studies or are in their acceptance process.

B.6. 12.0% of the survey's Jewish participants who took part in the Tafnit for Matriculation Program (Last Hurdle subject), in partnership with the Gilbert Foundation during 2007-2011 (some of the participants are still in the 12th grade and some completed 12th grade up to 4.5 years ago), reported that they are studying academic studies or have completed their degree/certificate studies.

B.7. 56.0% of the survey's Jewish participants who took part in the Tafnit for Matriculation Program (Last Hurdle subject), in partnership with the Gilbert Foundation during 2007-2011, reported that they are still serving in the IDF / National / Civil service.

8.7% others are still in 12th grade, 5.2% others are soon to be enlisted in the army.

3.0% others aren't working and 14.9% are working.

B.8. The explanation for the low rate of Jewish participants who are in academic studies: 56.0%- are serving in the IDF or volunteering in their National service and 8.7% others are still in 12th grade.

B.9. 33.3% of the survey's Jewish participants who took part in the Tafnit for Matriculation Program (Last Hurdle subject), in partnership with the Gilbert Foundation in 2007 (3.5-4.5 years since completing 12th grade), reported that they are studying in academic studies or have completed their degree/certificate studies or are in their acceptance process.

Main Findings relating to the Bedouin Participants

B.10. 48.8% of the survey's Bedouin participants who took part in the Tafnit for Matriculation Program (Last Hurdle subject), in partnership with the Gilbert Foundation during 2007-2011 (some of the participants are still in the 12th grade and some completed 12th grade up to 4.5 years ago), reported that they are studying academic studies or have completed their degree/certificate studies or are in their acceptance process.

B.11. 38.8% of the survey's Bedouin participants who took part in the Tafnit for Matriculation Program (Last Hurdle subject), in partnership with the Gilbert Foundation during 2007-2011 (some of the participants are still in the 12th grade and some completed 12th grade up to 4.5 years ago), reported that they are studying academic studies or have completed their degree/certificate studies. 5.2% others are still in the 12th grade. 24.9% others aren't working (23.5% women, 1.4% men). 20.4% others are working.

B.12. 49.6% of the survey's Bedouin participants who took part in the Tafnit for Matriculation Program (Last Hurdle subject), in partnership with the Gilbert Foundation in 2007 (3.5-4.5 years since completing 12th grade), reported that they are studying academic studies or have completed their degree/certificate studies or are in their acceptance process.

In Israel, 44.5% of those completing 12th grade turn to academic studies within 8 years¹

(Hebrew Education - 47.8%, Arab Education - 28.3%)²

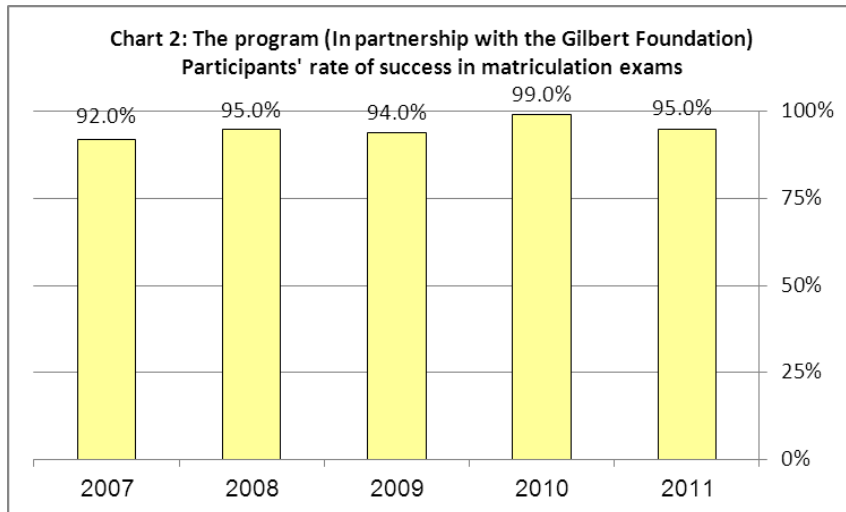
¹ CBS 2011, Table 8.47 - Continuation to higher education among upper secondary school graduates within 8 years after completing school, by selected characteristics. http://www.cbs.gov.il/reader/shnaton/templ_shnaton.html?num_tab=st08_47&CYear=2011

² The CBS data that refers to Israel are not identical to the data that is reported in the current survey, and are presented for your information.

Part C: Findings of All Participants throughout 2007-2011:

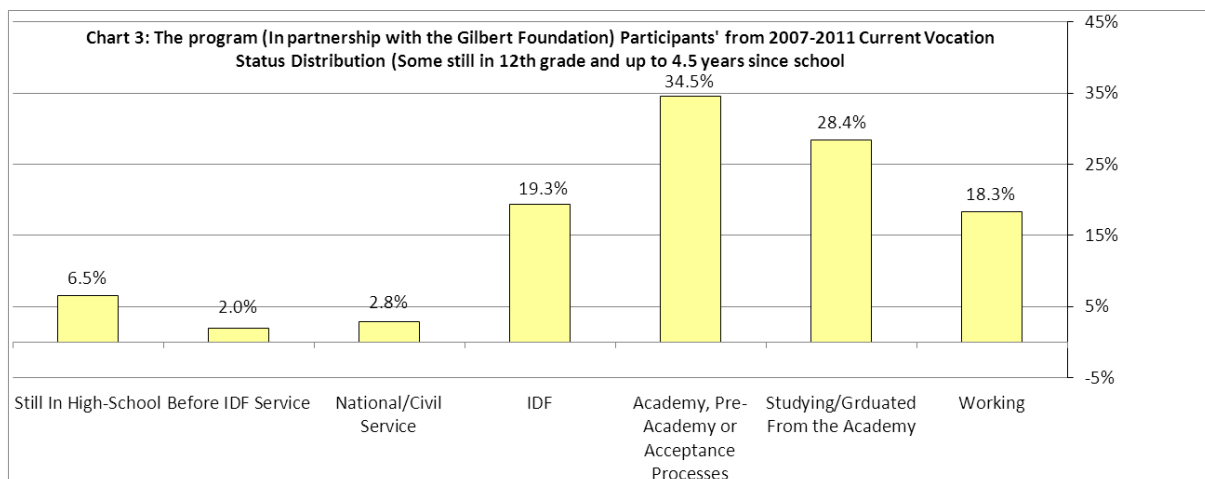
C.1. The Program (in partnership with the Gilbert Foundation) Participants' Rate of Success in Matriculation Exams. In the joint activities with the Gilbert Foundation in the Tafnit for Matriculation Program (Last Hurdle subject) during 2007-2011, 1,074 students from the South participated and approximately 95% of those who began the program succeeded in their Last Hurdle subject's matriculation exam. Please note the following details:

- 2007 - 225 participants- **92%** success.
- 2008 - 205 participants- **95%** success.
- 2009 - 222 participants- **94%** success.
- 2010 - 222 participants- **99%** success.
- 2011 - 200 participants- **95%** success.



C.2. The Program (in partnership with the Gilbert Foundation) Participants' from 2007-2011, Current Vocation Status³: following is the vocation status distribution of the 950 survey participants:

- 6.5% - still in high school.
- 2.0% - soon to be enlisted into the IDF.
- 2.8% - volunteering in their National/Civil service.
- 19.3% - serving in the IDF.
- 34.5% - studying in academic or pre-academic studies or in their acceptance process.
- 28.4% - studying or have completed their degree or certificate studies.
- 18.3% - working. 16.4% not working.



³ The percentages add up to more than 100% since there are students who have more than one status. For example, there are students who are studying and working in parallel.

Chart 4: All of The Program Participants' (in partnership with the Gilbert Foundation), Current Vocation Status According to Year of Participation

Year	Towns	Schools	Students in Program	Survey Participants	1. Still in high school	2. Before IDF	3. National/Civil service	4. IDF service	5. Academic, pre Academic	6. Studying or graduation	7. Academic graduate in the IDF	8. Acceptance process, waiting for reply from academia	9. On holiday or at home	10. Working
2007	6	11	225	183	0	0	7	8	43	19	0	20	40	46
2008	4	10	205	174	0	0	9	13	55	2	3	16	36	40
2009	5	10	222	199	1	2	4	55	70	0	0	2	26	39
2010	7	11	222	201	0	4	5	72	48	0	0	20	32	20
2011	6	10	200	193	61	13	2	35	30	0	0	0	22	29
Total			1,074	950*	62	19	27	183	246	21	3	58	156	174
% Total			100%	88.5%	6.5%	2.0%	2.8%	19.3%	25.9%	2.2%	0.3%	6.1%	16.4%	18.3%

* The final total amounts to 949 and not 950, because one survey participant is studying at a religious Yeshiva and wasn't added.

C.3. The Program (in partnership with the Gilbert Foundation) Jewish Participants' from 2007-2011, Current Vocation Status:

- 8.7% - Still in high school.
 - 5.2% - soon to be enlisted into the IDF.
- 6.3% - volunteering in their National/Civil service. 49.7%- serving in the IDF.
 - 12% - studying academic or pre-academic studies or in their acceptance process.
 - 12% - studying or have completed their degree or certificate studies.
- 14.9%- working. 3% not working.

C.4. The Program (in partnership with the Gilbert Foundation) Bedouin Participants' from 2007-2011, Current Vocation Status:

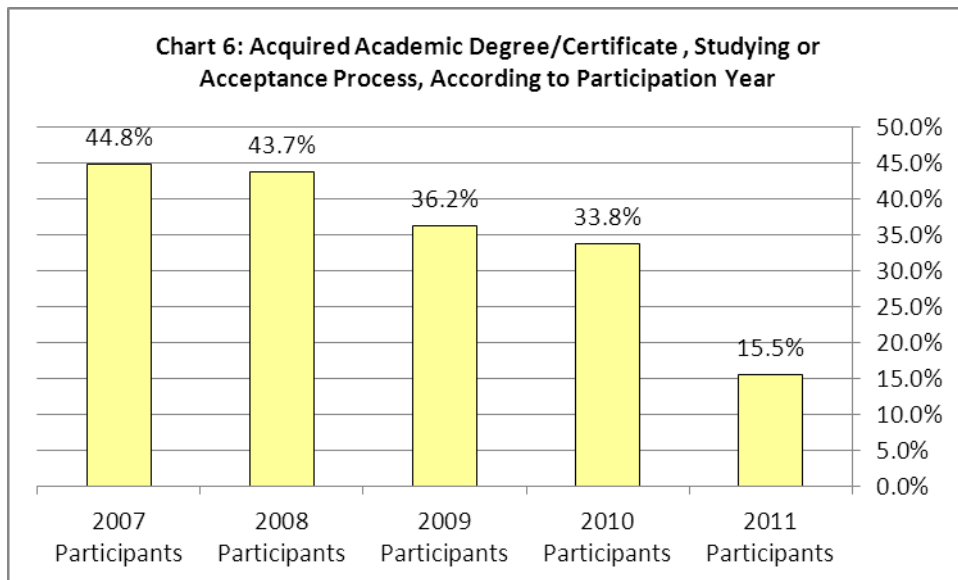
- 5.2% - Still in high school.
 - 0% - soon to be enlisted into the IDF. 0%- serving in the IDF.
 - 0.7% - volunteering in their National/Civil service.
- 48.8% - studying academic or pre-academic studies or in their acceptance process.
 - 38.8% - studying or have completed their degree or certificate studies.
- 20.4% - working. 24.9% not working.

Chart 5: The Program (in partnership with the Gilbert Foundation) Participants' in 2007-2011, Current Vocation Status According to Sector

Status	Gender	Jews				Bedouin				All			
		%	N	Academic (studying, graduates, acceptance)	Academic (studying, graduate)	%	N	Academic (studying, graduates, acceptance)	Academic (studying, graduate)	%	N	Academic (studying, graduates, acceptance)	Academic (studying, graduate)
1. Still in high school	All	8.7%	32			5.2%	30			6.5%	62		
	M	3.0%	11			2.7%	16			2.8%	27		
	F	5.7%	21			2.4%	14			3.7%	35		
2. Before IDF	All	5.2%	19			0.0%	0			2.0%	19		
	M	2.7%	10			0.0%	0			1.1%	10		
	F	2.4%	9			0.0%	0			0.9%	9		
3. National/ Civil service	All	6.3%	23			0.7%	4			2.8%	27		
	M	0.3%	1			0.3%	2			0.3%	3		
	F	6.0%	22			0.3%	2			2.5%	24		
4. IDF service	All	49.7%	183			0.0%	0			19.3%	183		
	M	28.0%	103			0.0%	0			10.8%	103		
	F	21.7%	80			0.0%	0			8.4%	80		
5. Academic or pre-academic studies	All	10.6%	39			35.6%	207			25.9%	246		
	M	2.7%	10			17.5%	102			11.8%	112		
	F	7.9%	29			18.0%	105			14.1%	134		
6. Complete degree or certificate studies	All	0.5%	2			3.3%	19			2.2%	21		
	M	0.3%	1			1.2%	7			0.8%	8		
	F	0.3%	1	12.0%	12.0%	2.1%	12	48.8%	38.8%	1.4%	13	34.5%	28.4%
7. Academic graduate in the IDF	All	0.8%	3			0.0%	0			0.3%	3		
	M	0.8%	3			0.0%	0			0.3%	3		
	F	0.0%	0			0.0%	0			0.0%	0		
8. Academic acceptance process	All	0.0%	0			10.0%	58			6.1%	58		
	M	0.0%	0			4.5%	26			2.7%	26		
	F	0.0%	0			5.5%	32			3.4%	32		
9. At home / holiday	All	3.0%	11			24.9%	145			16.4%	156		
	M	1.6%	6			1.4%	8			1.5%	14		
	F	1.4%	5			23.5%	137			14.9%	142		
10. Working	All	14.9%	55			20.4%	119			18.3%	174		
	M	7.3%	27			11.5%	67			9.9%	94		
	F	7.6%	28			8.9%	52			8.4%	80		
11. Total-General	All	100.0%	368			100.0%	582			100.0%	950		
	M	47.0%	173			39.2%	228			42.2%	401		
	F	53.0%	195			60.8%	354			57.8%	549		
* All	0.3%	1			0.0%	0			0.1%	1			
M	0.3%	1			0.0%	0			0.1%	1			
F	0.0%	0			0.0%	0			0.0%	0			

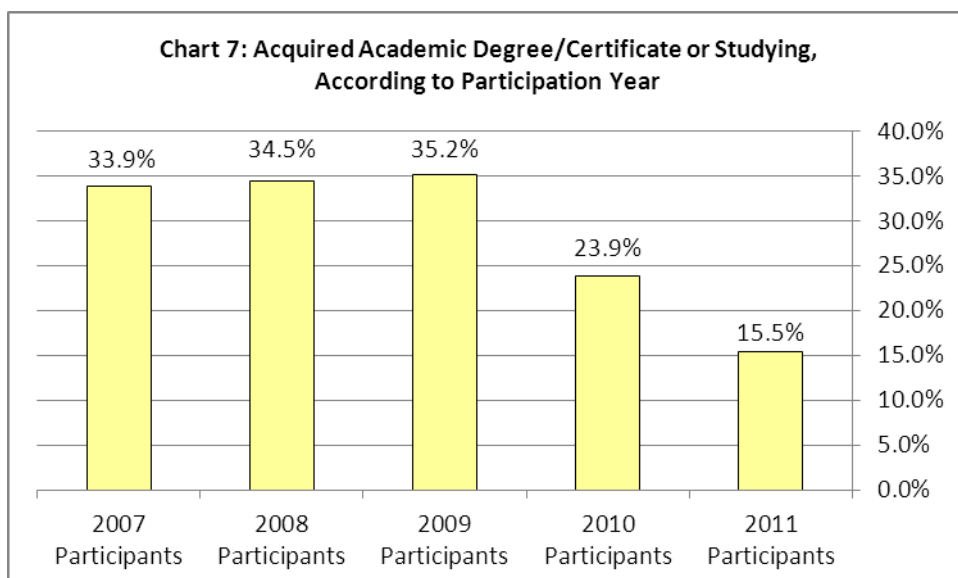
C.5. Rate of Gilbert Foundation Joint Project 2007-2011 Participants' who are Studying or have Completed Degree/Certificate Studies Academic Studies According to Participation Year:

- The 2007 program participants (3.5-4.5 years after 12th grade) - 44.8%.
- The 2008 program participants (2.5-3.5 years after 12th grade) - 43.7%.
- The 2009 program participants (1.5-2.5 years after 12th grade) - 36.2%.
- The 2010 program participants (0.5-1.5 years after 12th grade) - 33.8%
- The 2011 program participants (Some still in 12th grade up to 0.5 years after 12th grade) - 15.5%.



C.6. Rate of Gilbert Foundation Joint Project 2007-2011 Participants' who are Studying or have Completed Degree/Certificate Studies Academic Studies in Accordance with Participation Year:

- The 2007 program participants (3.5-4.5 years after 12th grade) - 33.9%.
- The 2008 program participants (2.5-3.5 years after 12th grade) - 34.5%.
- The 2009 program participants (1.5-2.5 years after 12th grade) - 35.2%.
- The 2010 program participants (0.5-1.5 years after 12th grade) - 23.9%.
- The 2011 program participants (Some still in 12th grade up to 0.5 years after 12th grade) - 15.5%.



Part D:

Findings about All Participants' Vocation Status according to Participation Year:

D.1. The 2007 Program Participants' Current Status (completed 12th grade 3.5-4.5 years ago): 225 11th-12th graders participated in the 2007 program, among which 183 participated in the survey (81.3%). Following is the survey participants' vocation status distribution:

- 0% - still in high school.
 - 0% - soon to be enlisted into the IDF.
 - 3.8% - volunteering in their National/Civil service.
 - 4.4% - serving in the IDF.
- | |
|---|
| <ul style="list-style-type: none"> • 44.8% - <u>studying academic studies or in their acceptance process or completed their academic degree/certificate studies.</u> • 33.9% - <u>studying or have completed their degree or certificate studies.</u> |
|---|
- 21.9% - on holiday or aren't working (most are Bedouin women - 19.1%).
 - 25.1% - working.

Chart 8: The Tafnit Program (Last Hurdle subject) participants in 2007, in partnership with the Gilbert Foundation

Town	School	Supervision	Grade	Program Students	Students according to sector	Rate of success in Last Hurdle subject matriculation exam (success related to beginners)	Years between graduation and this report
Be'er Sheva	Mekif Vav	State	12	20	95	80%	4.5 years after 12 th grade
Be'er Sheva	Mekif Zain	State	12	21		100%	4.5 years after 12 th grade
Be'er Sheva	Mekif Tuviyahu	State	12	14		86%	4.5 years after 12 th grade
Be'er Sheva	Mekif Rager	State	11/12	20		90%	3.5- 4.5 years after 12 th grade
Ofakim	Mekif Amal	State	12	20		100%	4.5 years after 12 th grade
Kseife	Mekif Alfaruk	Bedouin	12	22	130	86%	4.5 years after 12 th grade
Kseife	Mekif Atid	Bedouin	11/12	20		100%	3.5- 4.5 years after 12 th grade
Arara	Mekif Aruar	Bedouin	11/12	20		100%	3.5- 4.5 years after 12 th grade
Arara	Mekif Hadash	Bedouin	12	24		100%	4.5 years after 12 th grade
Lakiya	Mekif Amal	Bedouin	12	24		92%	4.5 years after 12 th grade
Tel Sheva	Mekif Amal	Bedouin	11	20		70%	3.5 years after 12 th grade
Total				225	225	92%	-

Chart 9: The 2007 Program Participants Status February 2012 (3.5- 4.5 years after 12th grade)

Status	Gender	Jews				Bedouin				All			
		%	N	Academic (studying, graduates, acceptance)	Academic (studying, graduate)	%	N	Academic (studying, graduates, acceptance)	Academic (studying, graduate)	%	N	Academic (studying, graduates, acceptance)	Academic (studying, graduate)
1. Still in high school	All	0.0%	0			0.0%	0			0.0%	0		
	M	0.0%	0			0.0%	0			0.0%	0		
	F	0.0%	0			0.0%	0			0.0%	0		
2. Before IDF	All	0.0%	0			0.0%	0			0.0%	0		
	M	0.0%	0			0.0%	0			0.0%	0		
	F	0.0%	0			0.0%	0			0.0%	0		
3. National/ Civil service	All	9.3%	5			1.6%	2			3.8%	7		
	M	0.0%	0			0.0%	0			0.0%	0		
	F	9.3%	5			1.6%	2			3.8%	7		
4. IDF service	All	14.8%	8			0.0%				4.4%	8		
	M	13.0%	7			0.0%	0			3.8%	7		
	F	1.9%	1			0.0%	0			0.5%	1		
5. Academic or pre-academic studies	All	31.5%	17			20.2%	26			23.5%	43		
	M	5.6%	3			9.3%	12			8.2%	15		
	F	25.9%	14			10.9%	14			15.3%	28		
6. Complete degree or certificate studies	All	1.9%	1			14.0%	18			10.4%	19		
	M	0.0%	0			5.4%	7			3.8%	7		
	F	1.9%	1	33.3%	33.3%	8.5%	11	49.6%	34.1%	6.6%	12	44.8%	33.9%
7. Academic graduate in the IDF	All	0.0%	0			0.0%	0			0.0%	0		
	M	0.0%	0			0.0%	0			0.0%	0		
	F	0.0%	0			0.0%	0			0.0%	0		
8. Academic acceptance process	All	0.0%	0			15.5%	20			10.9%	20		
	M	0.0%	0			5.4%	7			3.8%	7		
	F	0.0%	0			10.1%	13			7.1%	13		
9. At home / holiday	All	3.7%	2	Not relevant	Not relevant	29.5%	38	Not relevant	Not relevant	21.9%	40	Not relevant	Not relevant
	M	1.9%	1	Not relevant	Not relevant	3.1%	4	Not relevant	Not relevant	2.7%	5	Not relevant	Not relevant
	F	1.9%	1	Not relevant	Not relevant	26.4%	34	Not relevant	Not relevant	19.1%	35	Not relevant	Not relevant
10. Working	All	38.9%	21	Not relevant	Not relevant	19.4%	25	Not relevant	Not relevant	25.1%	46	Not relevant	Not relevant
	M	25.9%	14	Not relevant	Not relevant	13.2%	17	Not relevant	Not relevant	16.9%	31	Not relevant	Not relevant
	F	13.0%	7	Not relevant	Not relevant	6.2%	8	Not relevant	Not relevant	8.2%	15	Not relevant	Not relevant
11. Total - General	All	100.0%	54	Not relevant	Not relevant	100.0%	129	Not relevant	Not relevant	100.0%	183	Not relevant	Not relevant
	M	46.3%	25	Not relevant	Not relevant	36.4%	47	Not relevant	Not relevant	39.3%	72	Not relevant	Not relevant
	F	53.7%	29	Not relevant	Not relevant	63.6%	82	Not relevant	Not relevant	60.7%	111	Not relevant	Not relevant

0

D.2. The 2008 Program Participants' Current Status (completed 12th grade 2.5-3.5 years ago):

205 11th-12th graders participated in the 2008 program, from which 174 participated in the survey (84.8%). The following is a distribution of their answers:

- 0% - still in high school.
- 0% - soon to be enlisted into the IDF.
- 5.2% - volunteering in their National/Civil service.
- 7.5% - serving in the IDF.
- 43.7% - studying academic studies or in their acceptance process or completed their academic degree/certificate studies.
- 34.5% - studying or have completed their degree or certificate studies.
- 20.7% - on holiday or aren't working (most are Bedouin women- 17.8%).
- 23% - working.

Chart 10: The Tafnit Program (Last Hurdle subject) participants in 2008, in partnership with the Gilbert Foundation

Town	School	Supervision	Grade	Program Students	Students according to sector	Rate of success in Last Hurdle subject matriculation exam (success related to beginners)	Years between graduation and this report
Be'er Sheva	Mekif Het	State	12	16	99	94%	3.5 years after 12 th grade
Be'er Sheva	Mekif Zain	State	12	20		100%	3.5 years after 12 th grade
Be'er Sheva	Rager	State	11/12	19		89%	2.5-3.5 years after 12 th grade
Be'er Sheva	Amit	State	12	24		100%	3.5 years after 12 th grade
Be'er Sheva	Tuviyahu	State	12	20		90%	3.5 years after 12 th grade
Kseife	Alfaruk	Bedouin	12	20	106	100%	3.5 years after 12 th grade
Kseife	Atid	Bedouin	12	22		100%	3.5 years after 12 th grade
Arara	Aruar	Bedouin	11	20		100%	2.5 years after 12 th grade
Arara	Alnor	Bedouin	12	24		100%	3.5 years after 12 th grade
Tel Sheva	Amal	Bedouin	11	20		70%	2.5 years after 12 th grade
Total				205	205	95%	-

Chart 11: The 2008 Program Participants Status February 2012 (2.5-3.5 years after 12th grade)

Status	Gender	Jews				Bedouin				All			
		%	N	Academic (studying, graduates, acceptance)	Academic (studying, graduate)	%	N	Academic (studying, graduates, acceptance)	Academic (studying, graduate)	%	N	Academic (studying, graduates, acceptance)	Academic (studying, graduate)
1. Still in high school	All	0.0%	0			0.0%	0			0.0%	0		
	M	0.0%	0			0.0%	0			0.0%	0		
	F	0.0%	0			0.0%	0			0.0%	0		
2. Before IDF	All	0.0%	0			0.0%	0			0.0%	0		
	M	0.0%	0			0.0%	0			0.0%	0		
	F	0.0%	0			0.0%	0			0.0%	0		
3. National/ Civil service	All	13.0%	9			0.0%	0			5.2%	9		
	M	0.0%	0			0.0%	0			0.0%	0		
	F	13.0%	9			0.0%	0			5.2%	9		
4. IDF service	All	18.8%	13			0.0%	0			7.5%	13		
	M	17.4%	12			0.0%	0			6.9%	12		
	F	1.4%	1			0.0%	0			0.6%	1		
5. Academic or pre-academic studies	All	23.2%	16			37.1%	39			31.6%	55		
	M	5.8%	4			20.0%	21			14.4%	25		
	F	17.4%	12			17.1%	18			17.2%	30		
6. Complete degree or certificate studies	All	1.4%	1			1.0%	1			1.1%	2		
	M	1.4%	1			0.0%	0			0.6%	1		
	F	0.0%	0	29.0%	29.0%	1.0%	1	53.3%	38.1%	0.6%	1	43.7%	34.5%
7. Academic graduate in the IDF	All	4.3%	3			0.0%	0			1.7%	3		
	M	4.3%	3			0.0%	0			1.7%	3		
	F	0.0%	0			0.0%	0			0.0%	0		
8. Academic acceptance process	All	0.0%	0		Not relevant	15.2%	16		Not relevant	9.2%	16		Not relevant
	M	0.0%	0		Not relevant	4.8%	5		Not relevant	2.9%	5		Not relevant
	F	0.0%	0		Not relevant	10.5%	11		Not relevant	6.3%	11		Not relevant
9. At home / holiday	All	8.7%	6	Not relevant	Not relevant	28.6%	30		Not relevant	20.7%	36		Not relevant
	M	5.8%	4	Not relevant	Not relevant	1.0%	1	Not relevant	Not relevant	2.9%	5		Not relevant
	F	2.9%	2	Not relevant	Not relevant	27.6%	29	Not relevant	Not relevant	17.8%	31	Not relevant	Not relevant
10. Working	All	30.4%	21	Not relevant	Not relevant	18.1%	19	Not relevant	Not relevant	23.0%	40	Not relevant	Not relevant
	M	15.9%	11	Not relevant	Not relevant	12.4%	13	Not relevant	Not relevant	13.8%	24	Not relevant	Not relevant
	F	14.5%	10	Not relevant	Not relevant	5.7%	6	Not relevant	Not relevant	9.2%	16	Not relevant	Not relevant
11. Total-General	All	100.0%	69	Not relevant	Not relevant	100.0%	105	Not relevant	Not relevant	100.0%	174	Not relevant	Not relevant
	M	50.7%	35	Not relevant	Not relevant	38.1%	40	Not relevant	Not relevant	43.1%	75	Not relevant	Not relevant
	F	49.3%	34	Not relevant	Not relevant	61.9%	65	Not relevant	Not relevant	56.9%	99	Not relevant	Not relevant

D.3. The 2009 Program Participants' Current Status (completed 12th grade 1.5-2.5 years ago):

222 11th-12th graders participated in the 2009 program, from which 199 participated in the survey (89.6%). The Following is a distribution of their answers:

- 0.5% - still in high school.
 - 1% - soon to be enlisted into the IDF.
 - 2% - volunteering in their National/Civil service.
 - 27.6% - serving in the IDF.
- | |
|---|
| <ul style="list-style-type: none"> • 36.2% - studying academic studies or in their acceptance process or completed their academic degree/certificate studies. • 35.2% - studying or have completed their degree or certificate studies. |
|---|
- 13.1% - on holiday or aren't working (most are Bedouin women - 12.6%).
 - 19.6% - working.

Chart 12: The Tafnit Program (Last Hurdle subject) participants in 2009, in partnership with the Gilbert Foundation

Town	School	Supervision	Grade	Program Students	Students according to sector	Rate of success in Last Hurdle subject matriculation exam (success related to beginners)	Years between graduation and this report
Be'er Sheva	Amit	State	11/12	18	99	83%	1.5- 2.5 years after 12 th grade
Be'er Sheva	Tuviyahu	State	11/12	27		89%	1.5- 2.5 years after 12 th grade
Be'er Sheva	Mekif Alef	State	12	21		100%	2.5 years after 12 th grade
Be'er Sheva	Mekif Het	State	11/12	15		100%	1.5- 2.5 years after 12 th grade
Be'er Sheva	Rager	State	11/12	20		95%	1.5- 2.5 years after 12 th grade
Kseife	Alfaruk	Bedouin	12	26	121	88%	2.5 years after 12 th grade
Kseife	Atid	Bedouin	12	24		100%	2.5 years after 12 th grade
Lakiya	Amal	Bedouin	12	25		88%	2.5 years after 12 th grade
Arara	Aruar	Bedouin	12	24		96%	2.5 years after 12 th grade
Tel Sheva	Albian	Bedouin	12	22		100%	2.5 years after 12 th grade
Total				222	222	94%	-

Chart 13: The 2009 Program Participants Status February 2012 (1.5-2.5 years after 12th grade)

Status	Gender	Jews				Bedouin				All			
		%	N	Academic (studying, graduates, acceptance)	Academic (studying, graduate)	%	N	Academic (studying, graduates, acceptance)	Academic (studying, graduate)	%	N	Academic (studying, graduates, acceptance)	Academic (studying, graduate)
1. Still in high school	All	1.3%	1			0.0%	0			0.5%	1		
	M	1.3%	1			0.0%	0			0.5%	1		
	F	0.0%	0			0.0%	0			0.0%	0		
2. Before IDF	All	2.5%	2			0.0%	0			1.0%	2		
	M	0.0%	0			0.0%	0			0.0%	0		
	F	2.5%	2			0.0%	0			1.0%	2		
3. National/ Civil service	All	5.1%	4			0.0%	0			2.0%	4		
	M	0.0%	0			0.0%	0			0.0%	0		
	F	5.1%	4			0.0%	0			2.0%	4		
4. IDF service	All	69.6%	55			0.0%	0			27.6%	55		
	M	45.6%	36			0.0%	0			18.1%	36		
	F	24.1%	19			0.0%	0			9.5%	19		
5. Academic or pre-academic studies	All	3.8%	3			55.8%	67			35.2%	70		
	M	0.0%				27.5%	33			16.6%	33		
	F	3.8%	3			28.3%	34			18.6%	37		
6. Completed degree or certificate studies	All	0.0%	0			0.0%	0			0.0%	0		
	M	0.0%	0			0.0%	0			0.0%	0		
	F	0.0%	0	3.8%	3.8%	0.0%	0	57.5%	55.8%	0.0%	0	36.2%	35.2%
7. Academic graduate in the IDF	All	0.0%	0			0.0%	0			0.0%	0		
	M	0.0%	0			0.0%	0			0.0%	0		
	F	0.0%	0			0.0%	0			0.0%	0		
8. Academic acceptance process	All	0.0%	0			1.7%	2			1.0%	2		
	M	0.0%	0			1.7%	2			1.0%	2		
	F	0.0%	0			0.0%	0			0.0%	0		
9. At home / holiday	All	1.3%	1	Not relevant	Not relevant	20.8%	25	Not relevant	Not relevant	13.1%	26	Not relevant	Not relevant
	M	0.0%	0	Not relevant	Not relevant	0.8%	1	Not relevant	Not relevant	0.5%	1	Not relevant	Not relevant
	F	1.3%	1	Not relevant	Not relevant	20.0%	24	Not relevant	Not relevant	12.6%	25	Not relevant	Not relevant
10. Working	All	16.5%	13	Not relevant	Not relevant	21.7%	26	Not relevant	Not relevant	19.6%	39	Not relevant	Not relevant
	M	2.5%	2	Not relevant	Not relevant	13.3%	16	Not relevant	Not relevant	9.0%	18	Not relevant	Not relevant
	F	13.9%	11	Not relevant	Not relevant	8.3%	10	Not relevant	Not relevant	10.6%	21	Not relevant	Not relevant
11. Total-General	All	100.0%	79	Not relevant	Not relevant	100.0%	120	Not relevant	Not relevant	100.0%	199	Not relevant	Not relevant
	M	49.4%	39	Not relevant	Not relevant	43.3%	52	Not relevant	Not relevant	45.7%	91	Not relevant	Not relevant
	F	50.6%	40	Not relevant	Not relevant	56.7%	68	Not relevant	Not relevant	54.3%	108	Not relevant	Not relevant

D.4. The 2010 Program Participants' Current Status (completed 12th grade 0.5-1.5 years ago):

222 11th-12th graders participated in the 2010 program, from which 201 participated in the survey (90.5%). Here are their answers' distribution:

- 0% - still in high school.
- 2% - soon to be enlisted into the IDF.
- 2.5% - volunteering in their National/Civil service.
- 35.8% - serving in the IDF.
- 33.8% - studying academic studies or in their acceptance process or completed their academic degree/certificate studies.
- 23.9% - studying or have completed their degree or certificate studies.
- 15.9% - on holiday or aren't working (most are Bedouin women - 15.4%).
- 10% - working.

Chart 14: The Tafnit Program (Last Hurdle subject) participants in 2010, in partnership with the Gilbert Foundation

Town	School	Supervision	Grade	Program Students	Students according to sector	Rate of success in Last Hurdle subject matriculation exam (success related to beginners)	Years between graduation and this report
Be'er Sheva	Mekif Vav	State	12	17	105	94%	1.5 years after 12 th grade
Be'er Sheva	Tuviyahu	State	12	19		100%	1.5 years after 12 th grade
Be'er Sheva	Mekif Gimel	State	12	24		96%	1.5 years after 12 th grade
Be'er Sheva	Rager	State	11/12	20		100%	0.5-1.5 years after 12 th grade
Ofakim	Amal	State	12	25		100%	1.5 years after 12 th grade
Kseife	Atid/Aburabia	Bedouin	12	12	117	100%	1.5 years after 12 th grade
Arara	Alnur	Bedouin	11	22		95%	0.5 years after 12 th grade
Arara	Amal	Bedouin	12	23		100%	1.5 years after 12 th grade
Rahat	Alnur	Bedouin	11	20		100%	0.5 years after 12 th grade
Lakiya	Amal	Bedouin	12	22		100%	1.5 years after 12 th grade
Tel Sheva	Albian	Bedouin	12	18		100%	1.5 years after 12 th grade
Total				222	222	99%	-

Chart 15: The 2010 Program Participants Status February 2012 (0.5-1.5 years after 12th grade)

Status	Gender	Jews				Bedouin				All			
		%	N	Academic (studying, graduates, acceptance)	Academic (studying, graduate)	%	N	Academic (studying, graduates, acceptance)	Academic (studying, graduate)	%	N	Academic (studying, graduates, acceptance)	Academic (studying, graduate)
1. Still in high school	All	0.0%	0			0.0%	0			0.0%	0		
	M	0.0%	0			0.0%	0			0.0%	0		
	F	0.0%	0			0.0%	0			0.0%	0		
2. Before IDF	All	4.8%	4			0.0%	0			2.0%	4		
	M	3.6%	3			0.0%	0			1.5%	3		
	F	1.2%	1			0.0%	0			0.5%	1		
3. National/ Civil service	All	3.6%	3			1.7%	2			2.5%	5		
	M	1.2%	1			1.7%	2			1.5%	3		
	F	2.4%	2			0.0%	0			1.0%	2		
4. IDF service	All	85.7%	72			0.0%	0			35.8%	72		
	M	33.3%	28			0.0%	0			13.9%	28		
	F	52.4%	44			0.0%	0			21.9%	44		
5. Academic or pre-academic studies	All	3.6%	3			38.5%	45			23.9%	48		
	M	3.6%	3			15.4%	18			10.4%	21		
	F	0.0%	0			23.1%	27			13.4%	27		
6. Completed degree or certificate studies	All	0.0%	0			0.0%	0			0.0%	0		
	M	0.0%	0			0.0%	0			0.0%	0		
	F	0.0%	0	3.6%	3.6%	0.0%	0	55.6%	38.5%	0.0%	0	33.8%	23.9%
7. Academic graduate in the IDF	All	0.0%	0			0.0%	0			0.0%	0		
	M	0.0%	0			0.0%	0			0.0%	0		
	F	0.0%	0			0.0%	0			0.0%	0		
8. Academic acceptance process	All	0.0%	0			17.1%	20			10.0%	20		
	M	0.0%	0			10.3%	12			6.0%	12		
	F	0.0%	0			6.8%	8			4.0%	8		
9. At home / holiday	All	2.4%	2	Not relevant	Not relevant	25.6%	30	Not relevant	Not relevant	15.9%	32	Not relevant	Not relevant
	M	1.2%	1	Not relevant	Not relevant	0.0%	0	Not relevant	Not relevant	0.5%	1	Not relevant	Not relevant
	F	1.2%	1	Not relevant	Not relevant	25.6%	30	Not relevant	Not relevant	15.4%	31	Not relevant	Not relevant
10. Working	All	0.0%	0	Not relevant	Not relevant	17.1%	20	Not relevant	Not relevant	10.0%	20	Not relevant	Not relevant
	M	0.0%	0	Not relevant	Not relevant	8.5%	10	Not relevant	Not relevant	5.0%	10	Not relevant	Not relevant
	F	0.0%	0	Not relevant	Not relevant	8.5%	10	Not relevant	Not relevant	5.0%	10	Not relevant	Not relevant
11. Total-General	All	100.0%	84	Not relevant	Not relevant	100.0%	117	Not relevant	Not relevant	100.0%	201	Not relevant	Not relevant
	M	42.9%	36	Not relevant	Not relevant	35.9%	42	Not relevant	Not relevant	38.8%	78	Not relevant	Not relevant
	F	57.1%	48	Not relevant	Not relevant	64.1%	75	Not relevant	Not relevant	61.2%	123	Not relevant	Not relevant

D.5. The 2011 Program Participants' Current Status (Still in 12th grade or up to 0.5 years since graduation): 200 11th-12th graders participated in the 2011 program, from which 193 participated in the survey (96.5%). Here are their answers' distribution:

- 31.6% - still in high school.
 - 6.7% - soon to be enlisted into the IDF.
 - 1% - volunteering in their National/Civil service.
 - 18.1% - serving in the IDF.
- 15.5% - studying academic studies or in their acceptance process or completed their academic degree/certificate studies.
 - 15.5% - studying or have completed their degree or certificate studies.
- 11.4% - on holiday or aren't working (most are Bedouin women- 10.4%).
 - 15% - working.

Chart 16: The Tafnit Program (Last Hurdle subject) participants in 2011, in partnership with the Gilbert Foundation

Town	School	Supervision	Grade	Program Students	Students according to sector	Rate of success in Last Hurdle subject matriculation exam (success related)	Years between graduation and this report
Be'er Sheva	Mekif Alef	State	12	22	90	91%	0.5 years after 12 th grade
Be'er Sheva	Mekif Vav	State	11/12	20		90%	Didn't complete 12 th grade yet or 0.5 years after 12 th grade
Be'er Sheva	Mekif Het	State	12	13		85%	0.5 years after 12 th grade
Be'er Sheva	Rager	State	11/12	20		95%	Didn't complete 12 th grade yet or 0.5 years after 12 th grade
Ofakim	Amal	State	10	15		100%	Didn't complete 12 th grade yet
Hura	Alsalam	Bedouin	11	20	110	100%	Didn't complete 12 th grade yet
Abu Basma	Alhavashla	Bedouin	12	19		90%	0.5 years after 12 th grade
Lakiya	Abel	Bedouin	12	25		92%	0.5 years after 12 th grade
Tel Sheva	Albian	Bedouin	11/12	26		100%	Didn't complete 12 th grade yet
Tel Sheva	Amal	Bedouin	12	20		100%	0.5 years after 12 th grade
Total				200	200	95%	-

Chart 17: The 2011 Program Participants Status February 2012 (0.5 years after 12th grade or are still in school)

Status	Gender	Jews				Bedouin				All			
		%	N	Academic (studying, graduates, acceptance)	Academic (studying, graduate)	%	N	Academic (studying, graduates, acceptance)	Academic (studying, graduate)	%	N	Academic (studying, graduates, acceptance)	Academic (studying, graduate)
1. Still in high school	All	37.8%	31			27.0%	30			31.6%	61		
	M	12.2%	10			14.4%	16			13.5%	26		
	F	25.6%	21			12.6%	14			18.1%	35		
2. Before IDF	All	15.9%	13			0.0%	0			6.7%	13		
	M	8.5%	7			0.0%	0			3.6%	7		
	F	7.3%	6			0.0%	0			3.1%	6		
3. National/ Civil service	All	2.4%	2			0.0%	0			1.0%	2		
	M	0.0%	0			0.0%	0			0.0%	0		
	F	2.4%	2			0.0%	0			1.0%	2		
4. IDF service	All	42.7%	35			0.0%	0			18.1%	35		
	M	24.4%	20			0.0%	0			10.4%	20		
	F	18.3%	15			0.0%	0			7.8%	15		
5. Academic or pre-academic studies	All	0.0%	0			27.0%	30			15.5%	30		
	M	0.0%	0			16.2%	18			9.3%	18		
	F	0.0%	0			10.8%	12			6.2%	12		
6. Completed degree or certificate studies	All	0.0%	0			0.0%	0			0.0%	0		
	M	0.0%	0			0.0%	0			0.0%	0		
	F	0.0%	0	0.0%	0.0%	0.0%	0	27.0%	27.0%	0.0%	0	15.5%	15.5%
7. Academic graduate in the IDF	All	0.0%	0			0.0%	0			0.0%	0		
	M	0.0%	0			0.0%	0			0.0%	0		
	F	0.0%	0			0.0%	0			0.0%	0		
8. Academic acceptance process	All	0.0%	0			0.0%	0			0.0%	0		
	M	0.0%	0			0.0%	0			0.0%	0		
	F	0.0%	0			0.0%	0			0.0%	0		
9. At home / holiday	All	0.0%	0	Not relevant	Not relevant	19.8%	22	Not relevant	Not relevant	11.4%	22	Not relevant	Not relevant
	M	0.0%	0	Not relevant	Not relevant	1.8%	2	Not relevant	Not relevant	1.0%	2	Not relevant	Not relevant
	F	0.0%	0	Not relevant	Not relevant	18.0%	20	Not relevant	Not relevant	10.4%	20	Not relevant	Not relevant
10. Working	All	0.0%	0	Not relevant	Not relevant	26.1%	29	Not relevant	Not relevant	15.0%	29	Not relevant	Not relevant
	M	0.0%	0	Not relevant	Not relevant	9.9%	11	Not relevant	Not relevant	5.7%	11	Not relevant	Not relevant
	F	0.0%	0	Not relevant	Not relevant	16.2%	18	Not relevant	Not relevant	9.3%	18	Not relevant	Not relevant
11. Total-General	All	100.0%	82	Not relevant	Not relevant	100.0%	111	Not relevant	Not relevant	100.0%	193	Not relevant	Not relevant
	M	46.3%	38	Not relevant	Not relevant	42.3%	47	Not relevant	Not relevant	44.0%	85	Not relevant	Not relevant
	F	53.7%	44	Not relevant	Not relevant	57.7%	64	Not relevant	Not relevant	56.0%	108	Not relevant	Not relevant
*	All	1.2%	1	Not relevant	Not relevant	0.0%	0	Not relevant	Not relevant	0.5%	1	Not relevant	Not relevant
	M	1.2%	1	Not relevant	Not relevant	0.0%	0	Not relevant	Not relevant	0.5%	1	Not relevant	Not relevant
	F	0.0%	0	Not relevant	Not relevant	0.0%	0	Not relevant	Not relevant	0.0%	0	Not relevant	Not relevant

* Religious Yeshiva student- doesn't appear in the information due to his different status (his studies are not academic or pre academic).

Attachments:

1st Attachment - The Tafnit for Matriculation Program Participants from 2007-2011, in Partnership with the Gilbert Foundation, in Academic Studies, February 2012:

	Student Name	Sir Name	Town	High School	Academic Institute	Town of Academic Institute	Field of Studies
1	M	S	Be'er Sheva	Rager	Kaye College	Be'er Sheva	Preschool Education
2	T	V	Be'er Sheva	Mekif Zain	Levinsky College	Tel-Aviv	Preschool Education
3	H	P	Be'er Sheva	Rager	Etgar College	Be'er Sheva	Bookkeeping
4	Y	A	Ofakim	Amal	Sami Shamoon	Be'er Sheva	Industry Engineering & Management
5	M	H	Be'er Sheva	Amit	Ben Gurion Uni'	Be'er Sheva	Machine Engineering
6	A	Y	Ofakim	Amal	Technological College	Be'er Sheva	Chemical Engineering
7	T	H	Be'er Sheva	Mekif Zain	Amal College	Be'er Sheva	Machine Engineering
8	G	H	Be'er Sheva	Mekif Zain	Amal College	Be'er Sheva	Machine Engineering
9	G	B	Be'er Sheva	Mekif Gimel	Shahak College	Be'er Sheva	Electrical Engineering
10	A	H	Be'er Sheva	Mekif Gimel	Shahak College	Be'er Sheva	Electrical Engineering
11	A	B	Ofakim	Amal	Technological College	Be'er Sheva	Building Engineering
12	M	Y	Be'er Sheva	Amit	Amal College	Be'er Sheva	Electronic Engineering
13	M	Y	Be'er Sheva	Amit	Amal College	Be'er Sheva	Electronic Engineering
14	T	B	Be'er Sheva	Mekif Zain	Open Uni'	Be'er Sheva	Tourism
15	L	H	Be'er Sheva	Tuviyahu	Sapir College	Sha'ar Hanegev	Logistics
16	R	L	Be'er Sheva	Tuviyahu	Sapir College	Sha'ar Hanegev	Logistics
17	H	A	Ofakim	Amal	Ashkelon College	Ashkelon	Economics and Business Management
18	N	A.R	Kseife	Abu Rabia (Atid)	Moldova	Romania	Dentistry
19	S	A.A	Arara	Atid Aruar	Moscow	Russia	Medicine
20	S	A.G	Arara	Amal Arara	Moldova	Romania	Medicine
21	R	A.A	Arara	Atid Aruar	Moldova	Romania	Medicine
22	P	A.H	Kseife	Abu Rabia (Atid)	Moldova	Romania	Medicine
23	A	A	Kastar Asar	Ort Alhavshala	Moldova	Romania	Medicine
24	A	A.K	Arara	Atid Aruar	Moldova	Romania	Medicine
25	S	A.A	Arara	Atid Aruar	Moldova	Romania	Medicine
26	M	A	Arara	Atid Aruar	Moldova	Romania	Medicine
27	M	A.A	Arara	Atid Aruar	Moldova	Romania	Medicine
28	M	N	Kseife	Alfaruk	Moldova	Romania	Medicine
29	M	A.R	Lakiya	Amal Lakiya	Moldova	Romania	Medicine
30	Y	A.H	Kseife	Abu Rabia (Atid)	Moldova	Romania	Medicine
31	Y	A.H	Kseife	Abu Rabia (Atid)	Moldova	Romania	Medicine
32	T	A.A	Arara	Amal Arara	Moldova	Romania	Medicine
33	H	A.G	Arara	Amal Arara	Moldova	Romania	Medicine
34	H	A.A	Kastar Asar	Ort Alhavshala	Moldova	Romania	Medicine
35	G	A.A	Arara	Amal Arara	Ukraine	Ukrain	Medicine
36	G	A	Be'er Sheva	Tuviyahu	Moldova	Romania	Medicine
37	A	A.A	Arara	Atid Aruar	Moldova	Romania	Medicine
38	A	A.A	Arara	Atid Aruar	Moldova	Romania	Medicine
39	A	A.R	Tel Sheva	Mekif Amal	Gampostruis	Ukrain	Medicine
40	A	A.S	Arara	Amal Arara	Moldova	Romania	Medicine
41	A	A	Kseife	Abu Rabia (Atid)	Moldova	Romania	Medicine
42	A	A.S	Lakiya	Amal Lakiya	Amman	Jordan	X-ray Machinery
43	A	R	Lakiya	Amal Lakiya	Amman	Jordan	X-ray Machinery
44	N	A	Arara	Atid Aruar	Amman	Jordan	Pharmacy
45	M	A.S	Arara	Atid Aruar	Amman	Jordan	Pharmacy
46	T	A	Kastar Asar	Ort Alhavshala	Amman	Jordan	Pharmacy
47	V	A.A	Arara	Atid Aruar	Amman	Jordan	Pharmacy
48	A	A.R	Tel Sheva	Albian High	Amman	Jordan	Pharmacy
49	S	A	Kseife	Alfaruk	College	Kfar Kasem	Communications
50	M	A.A	Kseife	Alfaruk	College	Kfar Kasem	Communications
51	A	A.B	Lakiya	Amal Lakiya	Sapir College	Sderot	Communications

1st Attachment- Continuation- The Tafnit for Matriculation Program Participants from 2007-2011, in Partnership with the Gilbert Foundation, in Academic Studies, February 2012:

52	V	A	Kseife	Alfaruk	Amman	Jordan	MA Psychology
53	N	A	Kseife	Alfaruk	Alahaliya	Jordan	Psychology
54	S	A.A	Lakiya	Amal Lakiya	Amman	Jordan	Psychology
55	Z	N	Kseife	Alfaruk	Alirmok	Jordan	Psychology
56	B	A	Kseife	Alfaruk	Amman	Jordan	Psychology
57	A	A	Kseife	Alfaruk	Alahaliya	Jordan	Psychology
58	A	A	Kseife	Alfaruk	Ben Gurion Uni'	Be'er Sheva	Psychology
59	N	A	Kseife	Alfaruk	Ben Gurion Uni'	Be'er Sheva	Physics
60	L	A	Tel Sheva	Mekif Amal	Moldova	Romania	Language
61	B	A	Tel Sheva	Mekif Amal	Moldova	Romania	Language
62	K	A	Lakiya	Amal Lakiya	Hevron College	Hevron	Religious Studies
63	A	N	Lakiya	Amal Lakiya	Hevron College	Hevron	Religious Studies
64	A	A.G	Lakiya	Amal Lakiya	Amman	Jordan	Religious Studies
65	N	A.A	Lakiya	Amal Lakiya	Hevron College	Hevron	Religious Studies
66	M	A	Lakiya	Amal Lakiya	Hevron College	Hevron	Religious Studies
67	A	A	Lakiya	Amal Lakiya	Amman	Jordan	Religious Studies
68	A	A.A	Lakiya	Amal Lakiya	Hevron College	Hevron	Religious Studies
69	H	G	Lakiya	Amal Lakiya	Hevron College	Hevron	Religious Studies
70	D	R	Lakiya	Amal Lakiya	Hevron College	Hevron	Religious Studies
71	A	V	Lakiya	Amal Lakiya	Hevron College	Hevron	Religious Studies
72	H	A.A	Lakiya	Amal Lakiya	Hevron College	Hevron	Religious Studies
73	T	A	Tel Sheva	Mekif Amal	Bar Ilan Uni'	Ramat Gan	Law
74	R	G	Kseife	Abu Rabia (Atid)	Sapir College	Sderot	Law
75	L	G	Be'er Sheva	Rager	Center for Business and management	Ramat Gan	Law
76	S	A.H	Kseife	Abu Rabia (Atid)	Amman	Jordan	Law
77	R	A.S	Lakiya	Amal Lakiya	Amman	Jordan	Arabic
78	R	A.A	Kseife	Alfaruk	Hevron College	Hevron	Arabic
79	S	A	Lakiya	Amal Lakiya	Amman	Jordan	Arabic
80	N	A	Lakiya	Amal Lakiya	Amman	Jordan	Arabic
81	N	A.A	Lakiya	Amal Lakiya	Amman	Jordan	Arabic
82	A	A.A	Lakiya	Amal Lakiya	Amman	Jordan	Arabic
83	Y	A	Kseife	Alfaruk	Hevron College	Hevron	Arabic
84	A	A.A	Kseife	Alfaruk	Hevron College	Hevron	Arabic
85	Y	A.A	Arara	Amal Arara	Hevron College	Hevron	Arabic
86	H	A.B	Lakiya	Amal Lakiya	Amman	Jordan	Arabic
87	H	A	Lakiya	Amal Lakiya	Amman	Jordan	Arabic
88	A	A.S	Arara	Alnur	Hevron College	Hevron	Arabic
89	M	A.S	Arara	Alnur	Hevron College	Hevron	Arabic
90	A	A	Lakiya	Amal Lakiya	Open Uni'	Be'er Sheva	Hebrew
91	A	P	Kseife	Abu Rabia (Atid)	Ahva College	Shikmim	Hebrew
92	A	P	Lakiya	Amal Lakiya	Ben Gurion Uni'	Be'er Sheva	Hebrew
93	A	A	Kseife	Abu Rabia (Atid)	Open Uni'	Be'er Sheva	Literature
94	N	A.B	Lakiya	Amal Lakiya	Ben Gurion Uni'	Be'er Sheva	Literature
95	D	A	Lakiya	Amal Lakiya	Sapir College	Sderot	Literature
96	A	A.A	Lakiya	Amal Lakiya	Ahva College	Shikmim	Literature
97	A	A.M	Kseife	Alfaruk	Asraa Uni'	Jordan	Nursing
98	S	A.A	Tel Sheva	Mekif Amal	Tel Sheva Community Center	Tel Sheva	Preschool Assistant
99	A	A.H	Kseife	Abu Rabia (Atid)	Ashkelon College	Ashkelon	Medical Laboratory
100	S	A	Be'er Sheva	Mekif Zain	Ben Gurion Uni'	Be'er Sheva	Business Management
101	M	T	Arara	Alnur	Technological College	Be'er Sheva	Computers
102	S	A.S	Arara	Alnur	Technological College	Be'er Sheva	Computers
103	M	A.S	Arara	Alnur	Technological College	Be'er Sheva	Computers
104	N	P	Arara	Alnur	Technological College	Be'er Sheva	Computers
105	R	A.H	Kseife	Abu Rabia (Atid)	Community College	Be'er Sheva	Middle East
106	M	A	Kseife	Abu Rabia (Atid)	Community College	Be'er Sheva	Middle East

1st Attachment - Continuation - The Tafnit for Matriculation Program Participants from 2007-2011, in Partnership with the Gilbert Foundation, Academic Studies, February 2012:

107	N	A.A	Kseife	Abu Rabia (Atid)	Sapir College	Sderot	Sciences
108	N	K	Kseife	Abu Rabia (Atid)	Ahva College	Shikmim	Sciences
109	N	A.A	Arara	Atid Aruar	Ahva College	Shikmim	Sciences
110	M	A	Kseife	Abu Rabia (Atid)	Ahva College	Shikmim	Sciences
111	A	A.A	Tel Sheva	Mekif Amal	Kaye College	Be'er Sheva	Sciences
112	A	A.A	Kseife	Abu Rabia (Atid)	Ahva College	Shikmim	Sciences
113	A	A.G	Arara	Atid Aruar	Ahva College	Shikmim	Sciences
114	A	A.S	Arara	Amal Arara	Ahva College	Shikmim	Sciences
115	A	A.R	Kseife	Abu Rabia (Atid)	Ahva College	Shikmim	Sciences
116	S	A	Arara	Alnur	Ahva College	Shikmim	Sciences
117	G	A	Arara	Alnur	Ahva College	Shikmim	General BA
118	H	A	Arara	Atid Aruar	Hevron College	Hevron	General BA
119	A	A.S	Arara	Atid Aruar	Hevron College	Hevron	General BA
120	A	A	Lakiya	Amal Lakiya	Ahva College	Shikmim	General BA
121	S	A	Arara	Alnur	Technological College	Be'er Sheva	Chemistry
122	B	A	Arara	Alnur	Technological College	Be'er Sheva	Chemistry
123	A	K	Arara	Alnur	Technological College	Be'er Sheva	Chemistry
124	T	A.G	Arara	Alnur	Etgar College	Be'er Sheva	Tax Consultancy
125	N	A.A	Arara	Atid Aruar	Hevron College	Hevron	Preschool Education
126	Z	A	Tel Sheva	Mekif Amal	Kaye College	Be'er Sheva	Preschool Education
127	N	A	Tel Sheva	Mekif Amal	Kaye College	Be'er Sheva	Preschool Education
128	A	A.A	Lakiya	Amal Lakiya	Amman	Jordan	Physical Education
129	R	A.G	Arara	Atid Aruar	Community College	Be'er Sheva	Education
130	R	A.A	Arara	Atid Aruar	Hevron College	Hevron	Education
131	P	A.T	Arara	Atid Aruar	Hevron College	Hevron	Education
132	S	A.A	Arara	Atid Aruar	Hevron College	Hevron	Education
133	S	R	Lakiya	Amal Lakiya	Alhaliya	Be'er Sheva	Education
134	S	A.T	Arara	Atid Aruar	Hevron College	Hevron	Education
135	N	A.T	Arara	Atid Aruar	Hevron College	Hevron	Education
136	M	H	Kseife	Abu Rabia (Atid)	Open Uni'	Be'er Sheva	Education
137	M	R	Kseife	Abu Rabia (Atid)	Open Uni'	Be'er Sheva	Education
138	M	K	Kseife	Abu Rabia (Atid)	Or Yehuda College	Or Yehuda	Education
139	M	A.P	Kseife	Alfaruk	Hevron College	Hevron	Education
140	K	Z	Lakiya	Amal Lakiya	Alhaliya	Be'er Sheva	Education
141	V	A.R	Kseife	Abu Rabia (Atid)	Or Yehuda College	Or Yehuda	Education
142	S	A.S	Kseife	Abu Rabia (Atid)	Open Uni'	Be'er Sheva	Education
143	C	A.H	Kseife	Alfaruk	Or Yehuda College	Or Yehuda	Education
144	T	A.G	Lakiya	Amal Lakiya	Alhaliya	Be'er Sheva	Education
145	H	A	Kseife	Abu Rabia (Atid)	Or Yehuda College	Or Yehuda	Education
146	V	A.H	Kseife	Abu Rabia (Atid)	Community College	Be'er Sheva	Education
147	A	A.H	Kseife	Abu Rabia (Atid)	Or Yehuda College	Or Yehuda	Education
148	A	A.H	Kseife	Abu Rabia (Atid)	Community College	Be'er Sheva	Education
149	A	A.H	Kseife	Alfaruk	Or Yehuda College	Or Yehuda	Education
150	A	A	Kseife	Alfaruk	Or Yehuda College	Or Yehuda	Education
151	A	A.R	Tel Sheva	Albian High	Kaye College	Be'er Sheva	Education
152	A	A	Kseife	Abu Rabia (Atid)	Open Uni'	Be'er Sheva	Education
153	T	A.A	Tel Sheva	Mekif Amal	Kaye College	Be'er Sheva	Special Education
154	A	A.R	Tel Sheva	Mekif Amal	Tel Sheva Community Center	Tel Sheva	Special Education
155	R	A	Tel Sheva	Mekif Amal	Sapir College	Sderot	Special Education
156	N	A	Tel Sheva	Mekif Amal	Sapir College	Sderot	Special Education
157	A	A	Tel Sheva	Mekif Amal	Moldova	Romania	Veterinary Medicine
158	T	A.H	Kseife	Abu Rabia (Atid)	Community College	Be'er Sheva	History
159	R	A.A	Lakiya	Amal Lakiya	Alhaliya	Be'er Sheva	History
160	R	A	Lakiya	Amal Lakiya	Alhaliya	Be'er Sheva	History
161	S	A	Kseife	Abu Rabia (Atid)	People's College	Be'er Sheva	History
162	S	A.G	Kseife	Alfaruk	Open Uni'	Be'er Sheva	History
163	S	H	Lakiya	Amal Lakiya	Alhaliya	Be'er Sheva	History

1st Attachment- Continuation- The Tafnit for Matriculation Program Participants from 2007-2011, in Partnership with the Gilbert Foundation, in Academic Studies, February 2012:

164	S	A.G	Lakiya	Amal Lakiya	Alhaliya	Be'er Sheva	History
165	N	A.A	Arara	Amal Arara	Negev College	Be'er Sheva	History
166	M	A	Lakiya	Amal Lakiya	Alhaliya	Be'er Sheva	History
167	A	A.B	Lakiya	Amal Lakiya	Alhaliya	Be'er Sheva	History
168	L	A.G	Arara	Atid Aruar	Community College	Be'er Sheva	History
169	H	A.G	Kseife	Abu Rabia (Atid)	Open Uni'	Be'er Sheva	History
170	H	K	Kseife	Abu Rabia (Atid)	Ben Gurion Uni'	Be'er Sheva	History
171	Y	A.R	Kseife	Abu Rabia (Atid)	Sapir College	Sderot	History
172	H	A.S	Arara	Amal Arara	Negev College	Be'er Sheva	History
173	B	A.R	Kseife	Abu Rabia (Atid)	Sapir College	Sderot	History
174	A	A	Lakiya	Amal Lakiya	Alhaliya	Be'er Sheva	History
175	A	A.A	Lakiya	Amal Lakiya	Alhaliya	Be'er Sheva	History
176	N	A	Arara	Alnur	Technological College	Be'er Sheva	Software Engineering
177	M	A	Arara	Alnur	Technological College	Be'er Sheva	Software Engineering
178	M	A	Arara	Alnur	Technological College	Be'er Sheva	Software Engineering
179	T	A	Arara	Alnur	Technological College	Be'er Sheva	Software Engineering
180	N	A	Arara	Alnur	Technological College	Be'er Sheva	Chemical Engineering
181	P	A	Arara	Amal Arara	Sami Shamoon	Be'er Sheva	Civil Engineering
182	A	A	Arara	Alnur	Technological College	Be'er Sheva	Engineering
183	A	A.K	Arara	Atid Aruar	Sami Shamoon	Be'er Sheva	Engineering
184	M	A	Arara	Alnur	Technological College	Be'er Sheva	Engineering
185	G	A.R.G	Tel Sheva	Albian High	Technological College	Be'er Sheva	Engineering
186	A	S	Kseife	Abu Rabia (Atid)	Sachnin College	Sachnin	Engineering
187	A	A.A	Arara	Atid Aruar	Sami Shamoon	Be'er Sheva	Electricity Engineering
188	S	A	Arara	Atid Aruar	Sami Shamoon	Be'er Sheva	Electricity Engineering
189	H	A	Arara	Atid Aruar	Sami Shamoon	Be'er Sheva	Electricity Engineering
190	A	A	Arara	Amal Arara	Technological College	Be'er Sheva	Electricity Engineering
191	A	A.S	Arara	Alnur	Technological College	Be'er Sheva	Building Engineering
192	H	A.K	Arara	Atid Aruar	Technological College	Be'er Sheva	Building Engineering
193	M	A	Arara	Alnur	Kaye College	Be'er Sheva	Teaching
194	A	A.K	Arara	Alnur	Kaye College	Be'er Sheva	Teaching
195	A	A.S	Arara	Atid Aruar	Kaye College	Be'er Sheva	Teaching
196	R	A.K	Arara	Atid Aruar	Kaye College	Be'er Sheva	Teaching
197	A	A	Kseife	Alfaruk	Kaye College	Be'er Sheva	Teaching
198	A	A	Kseife	Alfaruk	Kaye College	Be'er Sheva	Teaching
199	Y	A.H	Tel Sheva	Albian High	Alirmok	Jordan	Religious Studies
200	A	A	Lakiya	Amal Lakiya	Ahva College	Shikmim	Preschool Teaching
201	S	A	Arara	Alnur	Technological College	Be'er Sheva	Building
202	A	A	Arara	Alnur	Technological College	Be'er Sheva	Building
203	M	A.R	Lakiya	Amal Lakiya	Ahva College	Shikmim	Biology
204	A	A.G	Lakiya	Amal Lakiya	Ben Gurion Uni'	Be'er Sheva	Biology
205	M	A	Lakiya	Amal Lakiya	Sapir College	Sderot	Biotechnology
206	S	H	Tel Sheva	Mekif Amal	Community College	Be'er Sheva	General BA
207	M	A.R	Tel Sheva	Albian High	Alhaliya	Be'er Sheva	General BA
208	M	A	Arara	Atid Aruar	Negev College	Be'er Sheva	General BA
209	Z	A.A	Arara	Atid Aruar	Negev College	Be'er Sheva	General BA
210	H	A.A	Tel Sheva	Mekif Amal	Sapir College	Sderot	General BA
211	D	A.T	Tel Sheva	Mekif Amal	Sapir College	Sderot	General BA
212	A	A.A	Tel Sheva	Albian High	Alhaliya	Be'er Sheva	General BA
213	S	S	Lakiya	Amal Lakiya	Hevron College	Hevron	English
214	Y	A.S	Lakiya	Amal Lakiya	Amman	Jordan	English
215	V	A.K	Arara	Atid Aruar	Hevron College	Hevron	English
216	H	A	Kseife	Abu Rabia (Atid)	Ben Gurion Uni'	Be'er Sheva	English
217	A	A.A	Arara	Atid Aruar	Hevron College	Hevron	English
218	A	A	Lakiya	Amal Lakiya	Hevron College	Hevron	English
219	A	A.D	Lakiya	Amal Lakiya	Hevron College	Hevron	English

2nd Attachment: The Tafnit for Matriculation Program Participants from 2007-2011, in Partnership with the Gilbert Foundation, who are in the Academic Acceptance Process:

#	Student Name	Sir Name	Town	High School	#	Student Name	Sir Name	Town	High School
1	A	C	Be'er Sheva	Mekif Zain	56	H	A.G	Arara	Alnur
2	A	A	Be'er Sheva	Tuviyahu	57	H	A.S	Arara	Alnur
3	A	A	Be'er Sheva	Mekif Alef	58	H	A	Lakiya	Amal Lakiya
4	A	N	Be'er Sheva	Tuviyahu	59	H	A	Lakiya	Amal Lakiya
5	A	L	Be'er Sheva	Rager	60	H	A.A	Arara	Amal Arara
6	A	Z	Be'er Sheva	Amit	61	T	M	Lakiya	Amal Lakiya
7	A	S	Be'er Sheva	Amit	62	Y	A	Arara	Alnur
8	A	S.T	Be'er Sheva	Mekif Zain	63	Y	A.B	Arara	Alnur
9	A	S	Be'er Sheva	Mekif Zain	64	L	A	Arara	Alnur
10	A	V	Be'er Sheva	Mekif Alef	65	M	A.M	Rahat	Alnur Rahat
11	A	H	Be'er Sheva	Rager	66	M	A.H	Rahat	Alnur Rahat
12	A	B	Be'er Sheva	Mekif Het	67	M	A	Rahat	Alnur Rahat
13	A	B	Be'er Sheva	Tuviyahu	68	M	A	Arara	Alnur
14	A	A.S	Be'er Sheva	Mekif Vav	69	N	A.A	Tel Sheva	Mekif Amal
15	A	S	Be'er Sheva	Mekif Het	70	N	A	Arara	Alnur
16	A	B	Be'er Sheva	Mekif Zain	71	N	A.A	Kseife	Alfaruk
17	A	S	Be'er Sheva	Tuviyahu	72	N	A	Arara	Alnur
18	A	N	Be'er Sheva	Mekif Zain	73	N	A.S	Arara	Alnur
19	A	A	Be'er Sheva	Tuviyahu	74	N	A.S	Arara	Alnur
20	A	S	Be'er Sheva	Tuviyahu	75	N	A.A	Arara	Amal Arara
21	A	A	Arara	Alnur	76	S	A	Arara	Alnur
22	A	A.D	Arara	Alnur	77	S	A.A	Arara	Atid Aruar
23	A	A	Rahat	Alnur Rahat	78	S	T	Arara	Alnur
24	A	H	Tel Sheva	Mekif Amal	79	S	A	Arara	Alnur
25	A	A.G	Arara	Alnur	80	S	A.K	Arara	Atid Aruar
26	A	A.S	Arara	Alnur	81	S	A.A	Arara	Amal Arara
27	A	A	Lakiya	Amal Lakiya	82	S	A.C	Tel Sheva	Mekif Amal
28	A	A.G	Arara	Alnur	83	S	T	Rahat	Alnur Rahat
29	A	A.M	Rahat	Alnur Rahat	84	S	A.G	Arara	Alnur
30	A	Z	Rahat	Alnur Rahat	85	A	A	Arara	Alnur
31	A	A.H	Arara	Atid Aruar	86	A	A	Arara	Alnur
32	A	A.A	Tel Sheva	Mekif Amal	87	A	A.C	Tel Sheva	Mekif Amal
33	A	A	Rahat	Alnur Rahat	88	A	A	Arara	Alnur
34	A	A.K	Tel Sheva	Mekif Amal	89	A	A.A	Tel Sheva	Mekif Amal
35	A	A.T	Arara	Atid Aruar	90	A	A	Arara	Alnur
36	A	A.A	Arara	Amal Arara	91	P	A.S	Arara	Alnur
37	B	A	Kseife	Alfaruk	92	P	A.G	Arara	Amal Arara
38	G	A	Tel Sheva	Mekif Amal	93	P	A	Arara	Alnur
39	D	G	Arara	Alnur	94	P	A.A	Arara	Amal Arara
40	H	A.R	Rahat	Alnur Rahat	95	P	A	Tel Sheva	Mekif Amal
41	H	R	Arara	Alnur	96	P	A.C	Lakiya	Amal Lakiya
42	H	A.A	Arara	Amal Arara	97	P	A.A	Arara	Atid Aruar
43	H	A.G	Arara	Alnur	98	R	A.S	Arara	Alnur
44	H	A.G	Tel Sheva	Mekif Amal	99	R	A.A	Arara	Amal Arara
45	H	A.G	Arara	Alnur	100	R	A	Tel Sheva	Mekif Amal
46	H	A	Arara	Alnur	101	R	A.M	Rahat	Alnur Rahat
47	H	A.A	Arara	Amal Arara	102	S	A.S	Rahat	Alnur Rahat
48	Z	A.T	Arara	Alnur	103	S	A	Rahat	Alnur Rahat
49	Z	A	Rahat	Alnur Rahat	104	T	G	Arara	Alnur
50	Z	A	Arara	Alnur	105	T	N	Kseife	Alfaruk
51	H	A.T	Arara	Atid Aruar					
52	H	A	Arara	Alnur					
53	H	A	Lakiya	Amal Lakiya					
54	H	A.D	Arara	Alnur					
55	H	A.A	Arara	Amal Arara					